



Distance Learning:
Getting Started with Tiger Live

If your student is in grades 3-8, they have an established email account and can skip to slide #9. For grades Pre-K thru 2 start here: If you are using a Mac or pc, skip to slide #4, if you are using an iPad, please download Chrome, Gmail, Google Classroom, Google Calendar, and Zoom. Then log in to Google using your student's email firstname.lastname@towerschool.org and password: Tower1912.

4:06 PM Thu Mar 19 96%

Google Account Google Account

myaccount.google.com

Google Account Search Google Account

Home

- Personal info
- Data & personalization
- Security
- People & sharing
- Payments & subscriptions

M

Welcome, Molly Buchan

Manage your info, privacy, and security to make Google work better for you

Privacy & personalization

See the data in your Google Account and choose what activity is saved to personalize your Google experience

[Manage your data & personalization](#)

Security issues found

Protect your account now by resolving these issues

 Home Personal info Data & personalization Security People & sharing Payments & subscriptions

Welcome, M

Manage your info, privacy, and security

Privacy & personalization

See the data in your Google Account and choose what activity is saved to personalize your Google experience

[Manage your data & personalization](#)

Security issues found

Protect your account now by resolving these issues

[Secure account](#)

This account is managed by towerschool.org.

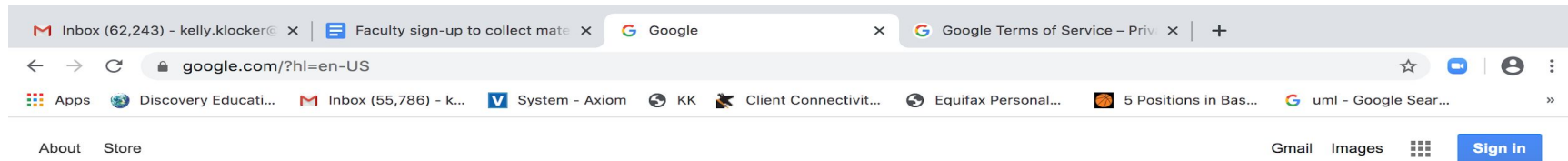
[Learn more](#)

Molly Buchan

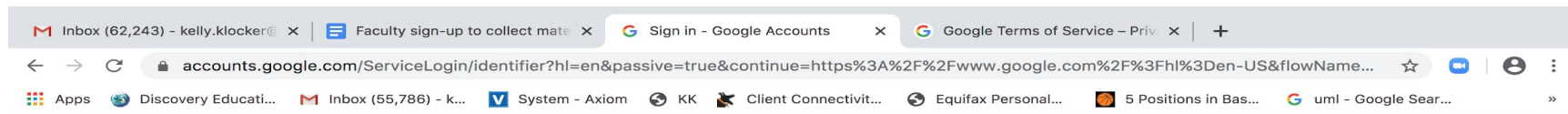
molly.buchan@towerschool.org


[Manage your Google Account](#) Add another account[Sign out](#)[Privacy Policy](#) • [Terms of Service](#)

Log in to google.com, in the upper right corner. Select, "Sign In."



Enter your student's Tower email address: firstname.lastname@towerschool.org.





Sign in

Use your Google Account

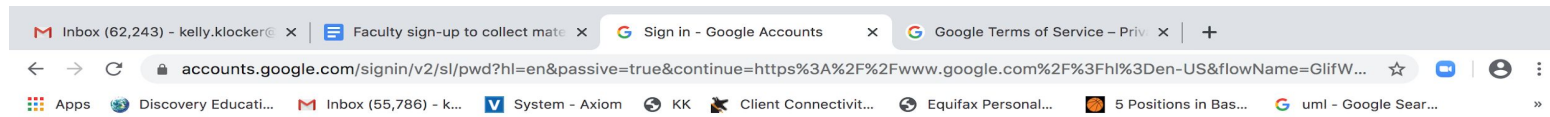
Email or phone

[Forgot email?](#)

Not your computer? Use Guest mode to sign in privately.
[Learn more](#)

[Create account](#)Next

Enter your student's password: Tower1912.



Google

Welcome

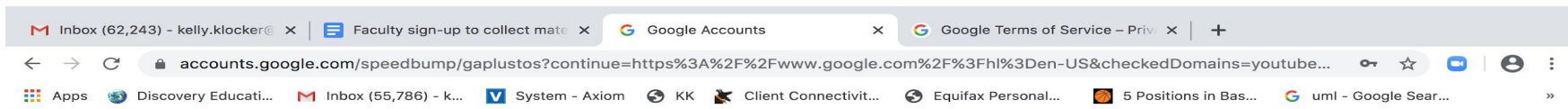
hannah.buchan@towerschool.org

Enter your password

Forgot password?

Next

Select, "Accept."



Welcome to your new account

Welcome to your new account: hannah.buchan@towerschool.org. Your account is compatible with many [Google services](#), but your towerschool.org administrator decides which services you may access using your account. For tips about using your new account, visit the [Google Help Center](#).

When you use Google services, your domain administrator will have access to your hannah.buchan@towerschool.org account information, including any data you store with this account in Google services. You can learn more [here](#), or by consulting your organization's privacy policy, if one exists. You can choose to maintain a separate account for your personal use of any Google services, including email. If you have multiple Google accounts, you can [manage which account you use](#) with Google services and [switch between them](#) whenever you choose. Your username and profile picture can help you ensure that you're using the intended account.

If your organization provides you access to the G Suite [core services](#), your use of those services is governed by your organization's G Suite agreement. Any other Google services your administrator enables ("Additional Services") are available to you under the [Google Terms of Service](#) and the [Google Privacy Policy](#). Certain Additional Services may also have [service-specific terms](#). Your use of any services your administrator allows you to access constitutes acceptance of applicable service-specific terms.

Click "Accept" below to indicate that you understand this description of how your hannah.buchan@towerschool.org account works and agree to the [Google Terms of Service](#) and the [Google Privacy Policy](#).

Accept

Select, "OK."

Google Chrome browser window showing the Gmail inbox. The address bar displays `mail.google.com/mail/u/0/#inbox`. The page title is "Inbox (2) - hannah.buchan@tower...". The Gmail interface shows the "Inbox" tab selected, with 2 items. A modal dialog is open, titled "Choose a view", allowing selection of the email view style. The modal displays a preview of the inbox with 8 items, each with a checkbox, star, and subject line. The "Default" view is selected. The modal also shows a "Comfortable" view and a "Compact" view. The "OK" button is visible at the bottom of the modal.

Choose a view

Default Comfortable Compact

OK

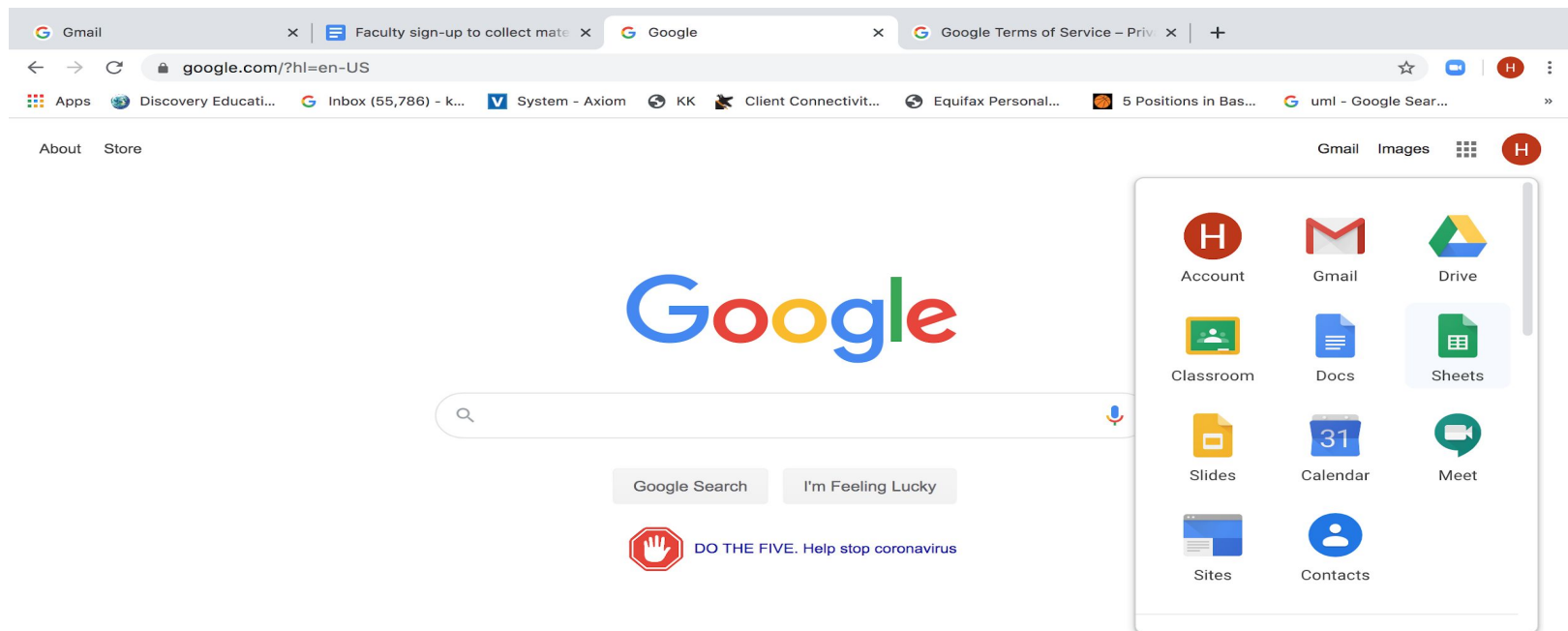
You have successfully accessed your student's email.

The screenshot shows a Gmail inbox interface. At the top, there's a browser tab bar with several tabs open, including 'Re: kind', 'People', 'Tower S', 'Screen', 'Arts Blo', 'Class: F', 'Inbox (5', 'Tower S', 'Inbox (5', 'Classw', and 'Preppin'. The address bar shows 'mail.google.com/mail/u/2/#inbox'. Below the browser bar, the Gmail logo and a search bar are visible. The left sidebar contains navigation options: 'Compose', 'Inbox' (with a red badge showing '3'), 'Starred', 'Snoozed', 'Sent', 'Drafts', and 'More'. Below these is a profile icon for 'Hannah' with a plus sign. The main inbox area displays three emails:

	From	Subject	Date
<input type="checkbox"/>	Kelly Klocker	Invitation: Welcome to Zoom @ Tue Mar 17, 2020 11:30am - 12:30p...	11:14 AM
<input type="checkbox"/>	Gmail Team	Tips for using your new inbox - Welcome to your inbox Find emails f...	Mar 13
<input type="checkbox"/>	Gmail Team	Get the official Gmail app - Get the official Gmail app The best featur...	Mar 13

At the bottom of the interface, there's a status bar showing 'Using 0 GB', 'Program Policies Powered by Google', and 'Last account activity: 1 minute ago Details'. On the far right, there's a vertical sidebar with various icons for calendar, help, and other features.

In the top right corner, you'll see a grid (9 dots) that will take you everywhere you need to go in Google. Google Calendar and Classrooms will be used frequently during Tiger Live.



From the grid, select, “Google Classroom” and press “Continue.”

Re: - kelly.ki x Tower Scho x Untitled pre x Arts Block F x Class: FACM x Inbox (3,02 x Tower Scho x Inbox (3) - x Classes x +

classroom.google.com/u/2/h

Apps Discovery Educati... Inbox (55,786) - k... System - Axiom KK Client Connectiv... Equifax Personal... 5 Positions in Bas... uml - Google Sear...

Google Classroom

Join your first class!

Google Classroom

Classroom helps classes communicate, save time, and stay organized.
Learn more

Hannah Buchan
hannah.buchan@towerschool...

CONTINUE

By joining, you agree to share contact information with people in your class. [Learn more](#)

Waiting for ogs.google.com...

Select, "I'm a student."

Re: - kelly.ki x Tower Scho x Untitled pre x Arts Block R x Class: FACM x Inbox (3,025 x Tower Scho x Inbox (3) - x Classes x +

classroom.google.com/u/2/h

Apps Discovery Educati... Inbox (55,786) - k... System - Axiom KK Client Connectivit... Equifax Personal... 5 Positions in Bas... uml - Google Sear...

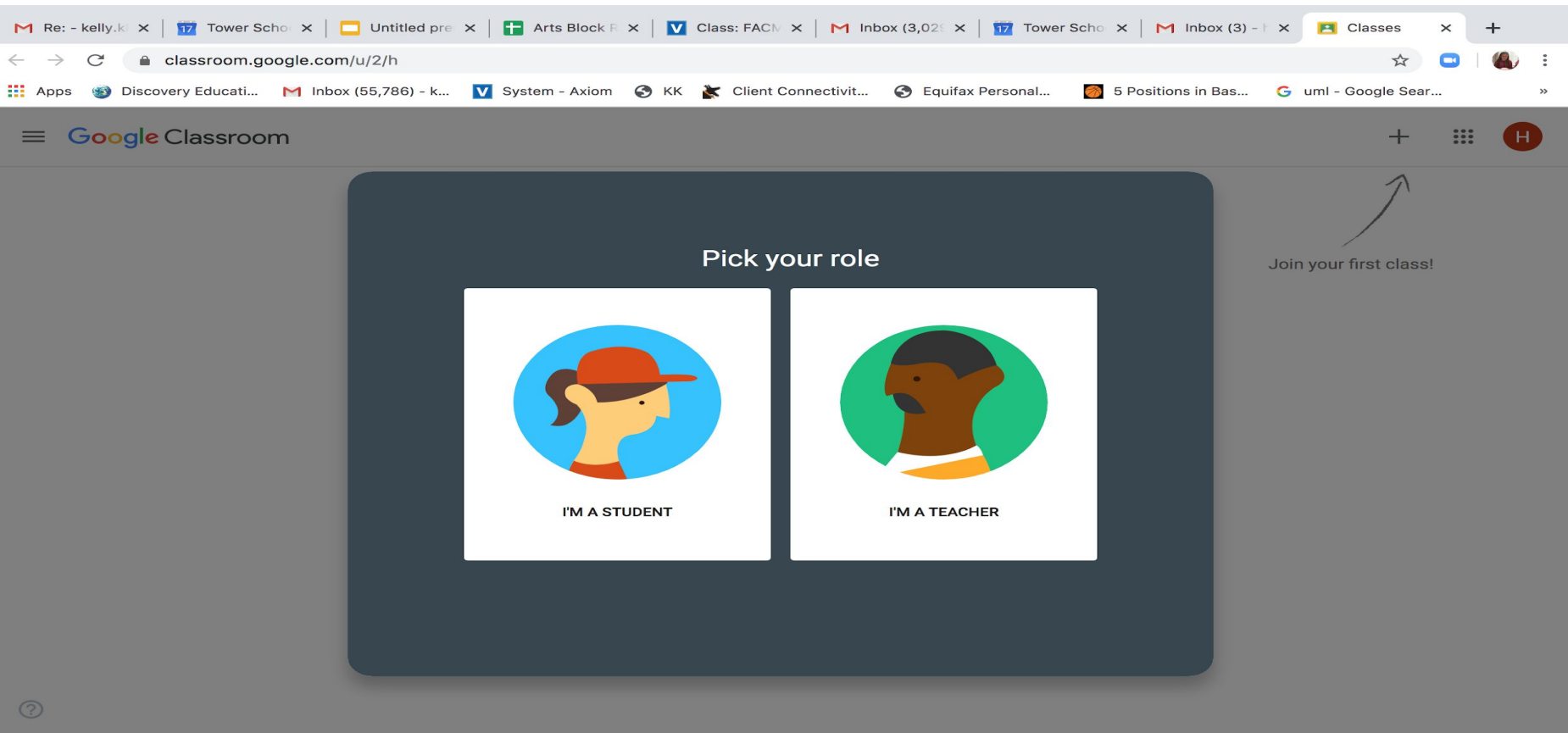
Google Classroom

Pick your role

I'M A STUDENT

I'M A TEACHER

Join your first class!



Instruct your student to join all classes to which they are invited. The student will be notified by their teachers when information has been posted.

The screenshot shows a web browser window with the Google Classroom interface. The address bar displays `classroom.google.com/u/2/h`. The top navigation bar includes the Google Classroom logo, a plus sign for additional options, and a user profile icon labeled 'H'. Below the navigation bar, two class invitation cards are visible. Each card features a header with a class code (KW and KJ) and the name 'Matthew Murphy'. A circular profile picture placeholder is shown on the right side of each card. At the bottom of each card, there are two buttons: 'Decline' and 'Join'.

KW
Matthew Murphy

Decline Join

KJ
Matthew Murphy

Decline Join

Select your student's homeroom (ex. KW=Kindergarten Walsh). This is where your student's teacher will post information or assignments.

The screenshot shows a web browser with multiple tabs open, including 'Inbox', 'People', 'Tower S', 'Screen', 'Arts Blo', 'Class: F', and 'KW'. The address bar shows the URL 'classroom.google.com/u/2/c/NTM2ODA2NjE1MDVa'. The page header includes a hamburger menu, the class name 'KW', and navigation tabs for 'Stream' (selected), 'Classwork', and 'People'. A user profile icon with the letter 'H' is in the top right. The main banner features a photo of a group of children sitting outdoors, with the text 'KW' overlaid in the top left corner. Below the banner, there are three sections: 1. 'Upcoming' with the text 'Woohoo, no work due soon!' and a 'View all' link. 2. A sharing prompt with a person icon and the text 'Share something with your class...'. 3. A section titled 'View class updates and connect with your class here' with a calendar icon and the text 'See when new assignments are posted'.

Inbox (€) × People | × 17 Tower S × Screen × Arts Blo × V Class: F × Inbox (€) × 17 Tower S × Inbox (€) × KW × Preppin × +

classroom.google.com/u/2/c/NTM2ODA2NjE1MDVa

Apps Discovery Educati... Inbox (55,786) - k... System - Axiom KK Client Connectivit... Equifax Personal... 5 Positions in Bas... uml - Google Sear...

≡ KW Stream Classwork People H

KW

Upcoming
Woohoo, no work due soon!
[View all](#)

Share something with your class...

View class updates and connect with your class here
 See when new assignments are posted

Next, select Google Calendar from the grid.

Re: kinder x People in x 17 Tower Sci x Screen S x Arts Blocl x V Class: FA x M Inbox (3,0 x M Inbox (3) x KW x Prepping x +

classroom.google.com/u/2/c/NTM2ODA2NjE1MDVa

Apps Discovery Educati... Inbox (55,786) - k... System - Axiom KK Client Connectivit... Equifax Personal... 5 Positions in Bas... uml - Google Sear...

Stream Classwork People

KW

Google apps

Account Gmail Drive

Classroom Docs Sheets

Slides Calendar Meet

Sites Contacts

Upcoming

Woohoo, no work due soon!

View all

Share something with your class...

View class updates and connect with your class here

See when new assignments are posted

When a teacher sets up a Zoom meeting, your child will receive an invitation in their mailbox. Open the email.

The screenshot shows a web browser with multiple tabs open, including 'Getting S...', 'Zoom - G...', 'Tower Sci...', 'Gmail', 'Classes', 'Email Log...', 'Invitation...', 'Tower Sci...', and 'Inbox (2)'. The address bar shows 'mail.google.com/mail/u/1/?tab=cm1#inbox'. The Gmail interface is displayed with the 'Inbox' selected in the left sidebar, which has a red badge with the number '2'. The main inbox area shows three emails:

From	Subject	Date
Kelly Klocker	Invitation: Zoom meeting @ Tue Mar 17, 2020 5pm - 6pm (EDT) (tow...	4:46 PM
Gmail Team	Tips for using your new inbox - Welcome to your inbox Find emails f...	Mar 13
Gmail Team	Get the official Gmail app - Get the official Gmail app The best featur...	Mar 13

At the bottom of the screen, there is a chat section with the text 'No recent chats' and a link 'Start a new one'. The status bar at the very bottom shows 'Using 0 GB', 'Program Policies Powered by Google', and 'Last account activity: 0 minutes ago Open in 1 other location - Details'.

Where you see Zoom meeting next to the date below, click, "Add to calendar."

The screenshot shows a Gmail interface on a desktop browser. The browser's address bar displays the URL `mail.google.com/mail/u/1/?tab=cm1#inbox/FMfcgxwHMPkCgxXcJJHDTPLWZCdZCDNx`. The Gmail header includes a search bar with the text "Search mail" and a "Gmail" logo. On the left sidebar, the "Compose" button is visible, along with a list of folders: "Inbox" (with a red badge showing "2"), "Starred", "Snoozed", "Sent", "Drafts", and "More". Below the folders, a contact named "Hannah" is listed. The main email view shows an invitation from "Kelly Klocker" with the subject "Invitation: Zoom meeting @ Tue Mar 17, 2020 5pm - 6pm (EDT)". The email body contains a calendar card for the event, which includes a date picker showing "Mar 17 Tue", the event title "Zoom meeting", the time "Tue Mar 17, 2020 5pm - 6pm (EDT)", the location "https://zoom.us/j/615923756", and the participants "tower.c_8716~k133.s@mail.veracross.com" and "kelly.klocker@towerschool.org*". A link "Add to calendar »" is provided. To the right of the calendar card is an "Agenda" section for "Tue Mar 17, 2020" showing "No earlier events", "5pm Zoom meeting", and "No later events". At the bottom of the email, a green banner states "You have been invited to the following event." followed by the title "Zoom meeting".

Getting S x | Zoom - G x | Tower Sci x | Gmail x | Classes x | Email Log x | Invitation x | Tower Sci x | Tower Sci x | Invitation x +

mail.google.com/mail/u/1/?tab=cm1#inbox/FMfcgxwHMPkCgxXcJJHDTPLWZCdZCDNx

Apps | Discovery Educati... | Inbox (55,786) - k... | System - Axiom | KK | Client Connectiv... | Equifax Personal... | 5 Positions in Bas... | uml - Google Sear...

Gmail Search mail

Compose

Inbox 2

Starred

Snoozed

Sent

Drafts

More

Hannah +

Invitation: Zoom meeting @ Tue Mar 17, 2020 5pm - 6pm (EDT)
(tower.c_8716~k133.s@mail.veracross.com) Inbox x

Kelly Klocker <m@mail4.veracross.com>
to me

4:46 PM (3 minutes ago)

Zoom meeting

When Tue Mar 17, 2020 5pm - 6pm (EDT)

Where <https://zoom.us/j/615923756>

Who tower.c_8716~k133.s@mail.veracross.com,
kelly.klocker@towerschool.org*

[Add to calendar »](#)

Agenda
Tue Mar 17, 2020

No earlier events

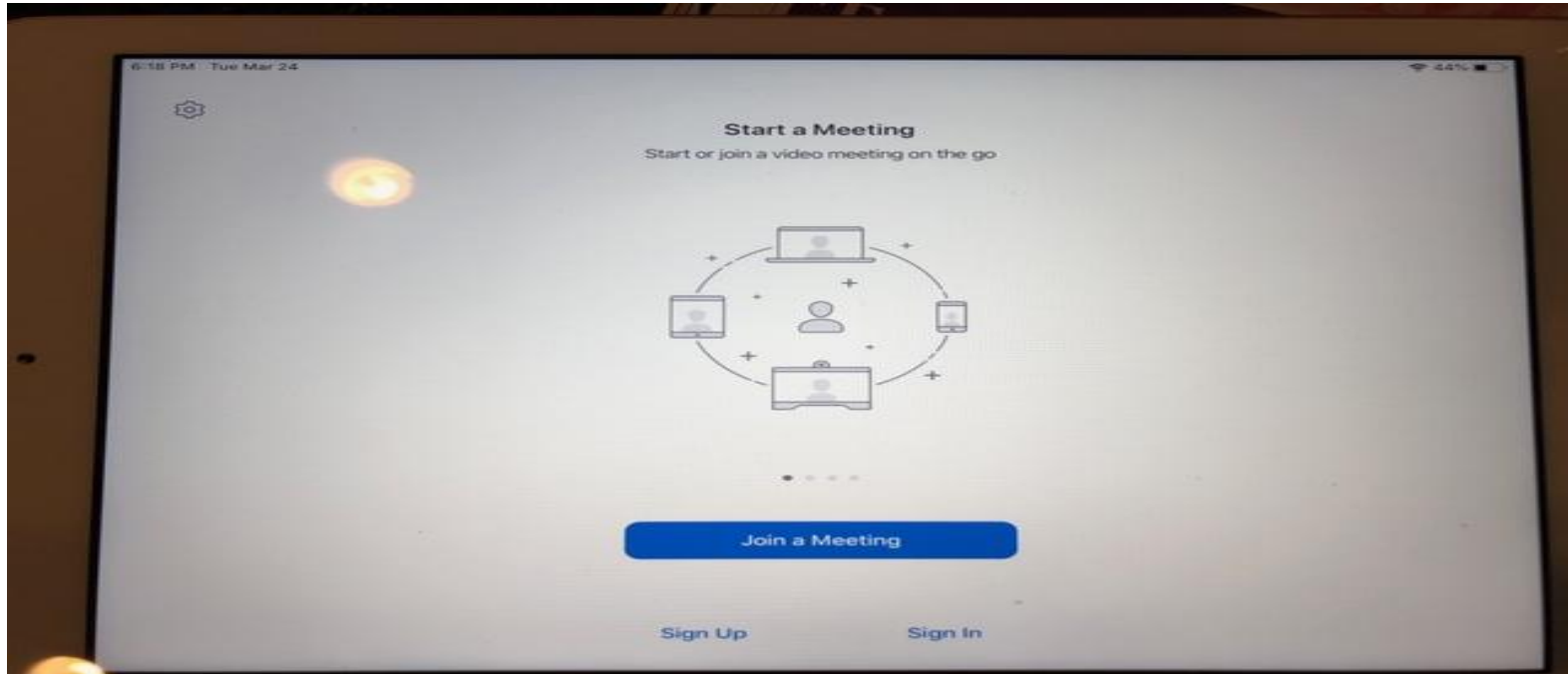
5pm Zoom meeting

No later events

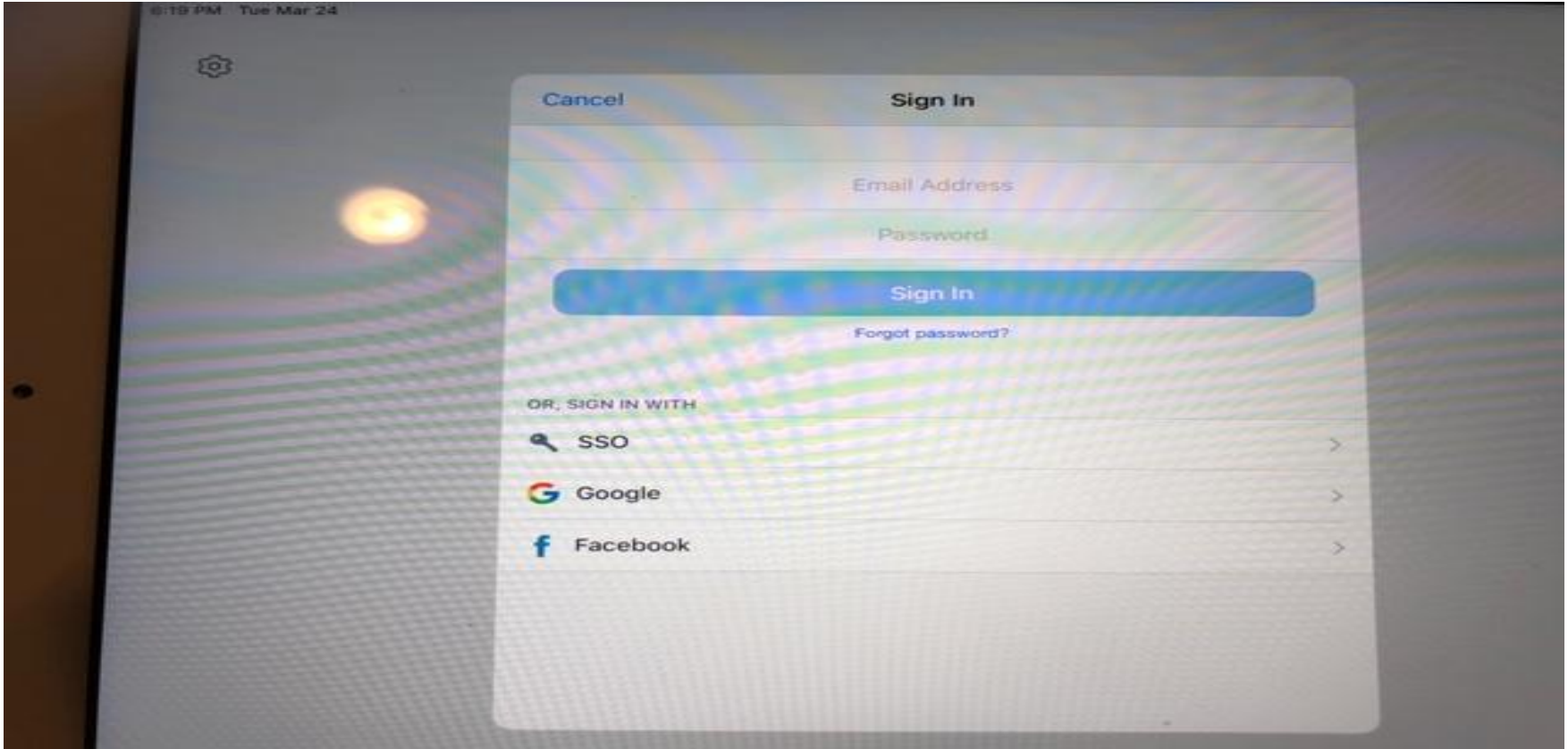
You have been invited to the following event.

Zoom meeting

Open Zoom App (already installed on Chromebooks) and click sign in



Click on Sign in With Google and choose your students Tower school email account



At the time of the scheduled meeting, click on the meeting.

Re: kind x People x 17 Tower S x Screen x Arts Blo x Class: F x Inbox (55,786) - k... Inbox (55,786) - k... KW x 17 Tower S x Preppin x +

calendar.google.com/calendar/b/2/r

Apps Discovery Educati... Inbox (55,786) - k... System - Axiom KK Client Connectivit... Equifax Personal... 5 Positions in Bas... uml - Google Sear...

Calendar Today < > March 2020 Search ? Gear Week Tower School H

Create

March 2020 < >

S	M	T	W	T	F	S
1	2	3	4	5	6	7
8	9	10	11	12	13	14
15	16	17	18	19	20	21
22	23	24	25	26	27	28
29	30	31	1	2	3	4
5	6	7	8	9	10	11

Meet with...

Search for people

My calendars ^

- ☒ Hannah Buchan
- ☒ Birthdays
- ☒ Reminders
- ☒ Tasks

SUN	MON	TUE	WED	THU	FRI	SAT
15	16	17	18	19	20	21
GMT-04 2:00 PM		St. Patrick's Day				
10 AM						
11 AM						
12 PM		Welcome to Zoom 11:30am, https://zod				
1 PM						
2 PM						
3 PM						
4 PM						
5 PM						
6 PM						
7 PM						

Welcome to Zoom! Click the blue “Got it” box. At the bottom of the Welcome page, on the left, click on the link below “Join Zoom Meeting.”

The screenshot shows a Google Calendar interface with a Zoom meeting invitation. The calendar is for March 2020, and the meeting is scheduled for Tuesday, March 17, from 11:30am to 12:30pm. The meeting details are displayed in a modal window, including the Zoom link, Hangouts Meet link, and phone number. A 'Join Zoom Meeting' button is highlighted in blue. A tooltip explains that a single click shows all details and provides instructions on how to RSVP, join a video call, or perform actions like duplicating and transferring ownership. The background shows a calendar for March 2020 with a Zoom meeting event on Tuesday, March 17.

Re: kind x People x 17 Tower S x Screen x Arts Blo x Class: F x Inbox (5 x) Inbox (5 x) KW x 17 Tower S x Preppin x +

calendar.google.com/calendar/b/2/r

Apps Discovery Educati... Inbox (55,786) - k... System - Axiom KK Client Connectivit... Equifax Personal... 5 Positions in Bas... uml - Google Sear...

Calendar Today March 2020

Week

TUE WED THU FRI SAT

20 21

17

Create

March 2020

S M T

1 2 3

8 9 10

15 16 17

22 23 24

29 30 31

5 6 7

Meet with...

Search for

My calendar

✓ Hannah I

✓ Birthdays

✓ Reminde

✓ Tasks

Other calend

✓ Holidays in United States

✓ KW

9 PM

10 PM

11:30am, https://zoom.us/j/724177405

Welcome to Zoom

Tuesday, March 17 · 11:30am – 12:30pm

Join Zoom Meeting

https://zoom.us/j/724177405

Join Hangouts Meet

meet.google.com/uuq-cbay-fsh

Join by phone

+1 321-473-9070 PIN: 570 174 795#

2 guests

1 yes, 1 awaiting

Kelly Klocker

Organizer

hannah.buchan@towerschool.org

Kelly Klocker is inviting you to a scheduled Zoom meeting.

Join Zoom Meeting

<https://zoom.us/j/724177405>

Got it

A single click, all details in one view

You can also RSVP, join a video call or perform actions like duplicating and transferring ownership. Double-click on the event to make changes.

Going? Yes No Maybe ^

Click on the “Open zoom.us” button.

The screenshot shows a web browser window with multiple tabs. The active tab is titled "zoom.us/s/724177405?status=success". The browser's address bar shows the URL. The page content includes the Zoom logo, a "Support" link, and an "English" dropdown menu. A system dialog box is open in the center of the screen, titled "Open zoom.us?". It contains the text "https://zoom.us wants to open this application." and two buttons: "Cancel" and "Open zoom.us". Below the dialog box, the page displays the text "Launching..." and "Please click Open zoom.us if you see the system dialog." followed by a link to "click here" and a link to "download & run Zoom". At the bottom of the page, there is a copyright notice: "Copyright ©2020 Zoom Video Communications, Inc. All rights reserved. Privacy & Legal Policies".

zoom.us/s/724177405?status=success

zoom

Support English

Launching...

Please click **Open zoom.us** if you see the system dialog.

If nothing prompts from browser, [click here](#) to launch the meeting, or [download & run Zoom](#).

Copyright ©2020 Zoom Video Communications, Inc. All rights reserved.
Privacy & Legal Policies

Click on, “Join with Computer Audio” and you’re in!

